

Eric Kunzendorf Drawing List



Marvin II Thumbnails

2001

9" x 12" Ball Point Pen

The first three slides in this list consist of some of my character development process. Marvin II is a mime character I developed for my 3D Animation classes at ACA.



Marvin II Motion Sketches

2001

9" x 12" B/W Prismacolor & Ink on Canson

I used the same process I teach my Character Design students to design my own characters. We start with thumbnails and move forward developing those thumbnails into more finished sketches.



Marvin II Presentation Drawing

2001 13" x 19" Inkjet Print on Arches paper

Painter, Photoshop

Then, at the end of the design phase, we create a final character Presentation Drawing which is used to "sell" the character to a team of production artists.




Mighty Muskrat Character Drawing

2002

8" x 10" Photoshop

The Mighty Muskrat was a character I developed for the book *Maya 5 Savvy*. We chronicled the development of an animated project from concept through rendering in that book. I wrote the Pre-production, modeling and animation chapters of that book.



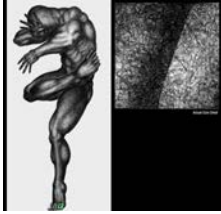
Awkward

2006

36" x 72" B/W Inkjet Print

Photoshop

These three pieces are large format experimental drawings completed while I taught at the New Hampshire Institute of Art.



Balance

2006

36" x 72" B/W Inkjet Print

Photoshop

I enjoy drawing with ball point pen, but the tedium of filling in large sections of paper tends to cut down on the inspiration needed to carry a drawing through to its finish.



Trapped

2006

36" x 72" Color Inkjet Print

Photoshop

I experimented with custom brushes in Photoshop to see if I could get the same textural quality of tone as ball point along with the transparency of color need to create a luminous surface. **Trapped** was the culmination of these experiments.



Rosetta Stone

2006

9" x 12" Ball Point Pen

Drawn as a response to the biomorphic drawings of Charles Seliger, this drawing serves as the starting point for what is to come later. At the time, I thought it was an isolated inspiration expressed in a fugitive medium. I now know that isn't the case.



Apple of My Eye

2008

8" x 10" Inkjet Print, Composition Leaf, Acrylic Matte Medium on MDF

Here I am carrying forward my print work into a smaller, more intimate form coupled with a more complex surface treatment. I have always been fond of the altarpieces of Renaissance painters. The composition leaf in this piece is meant as a nod to that time frame, but sandwiching it in layers of matte medium give the surface a slight depth that I may exploit in later works.



Drawing

2008

13" x 19" Ball Point Pen on Paper



Arabesque

2009

14" x 17" Ink on Bristol Board

I shall perhaps title the series made up by the pen and ink works as "Compulsion," for I am gripped at times with what I can only call a compulsive need to work on them during periods of relative inactivity. These works are about the marks and the dynamic balance between black and the white surface.



Arabesque No. 2

2009

9" x 12" Ink on Paper

In these pen and ink works, I have tried to set aside conscious effort and make marks, shapes, drips and lines with no concern for what is "right" or "wrong". I suspect that these works stem from a subconscious need toward expressive art as a balance for the concrete computer animation work I do daily.



Arabesque No. 1

2009

11" x 14" Ink on Paper

I shall perhaps title the series made up by the pen and ink works as "Compulsion," for I am gripped at times with what I can only call a compulsive need to work on them during periods of relative inactivity. These works are about the marks and the dynamic balance between black and the white surface.



Arabesque No. 3

2009

11" x 14" Ink on Paper

In these pen and ink works, I have tried to set aside conscious effort and make marks, shapes, drips and lines with no concern for what is "right" or "wrong". I suspect that these works stem from a subconscious need toward expressive art as a balance for the concrete computer animation work I do daily.




Sweethang Presentation Drawing

2013

20" x 30" (4000 x 6000 pixels) Inkjet Print

Photoshop

I created this character presentation drawing while developing Sweethang, the subject of a now-defunct video tutorial series I developed for Taylor and Francis.



Indra Presentation Drawing

2013

20" x 30" (4000 x 6000 pixels) Inkjet Print

Photoshop

This was an example of character presentation I developed for my FVA 367 Animation Drawing class at Jacksonville University.